

emko | tech

INTERACTIVE SCREENS & INNOVATIVE SOLUTIONS



INNOVATION in Digital Education

[Twitter](#) [YouTube](#) [LinkedIn](#) [Pinterest](#) [Facebook](#) / @emkoegitim [➔](#)

www.emkotech.com

ee
emko education
solutions

The logo for emko|tech features the word 'emko' in a dark grey, lowercase, sans-serif font, followed by a vertical bar and the word 'tech' in a blue, lowercase, sans-serif font.

emko|tech

INTERACTIVE SCREENS & INNOVATIVE SOLUTIONS



We are anywhere, where education is

Since 1979, Emko aims to provide its customers with innovative and high quality products at affordable prices in all fields of education.

We put our signature under all the products we offer,

The reason we have a quality brand value in the domestic and international arena is that we design, manufacture and pass our products through our quality control processes. Our biggest mission is to always leave happy customers behind us

We offer customized solutions,

We produce customized solutions for our customers using our own production infrastructure. We understand that every customer is special, we design solutions for you and your organisation with our experienced team.

We design functional products,

By emphasizing functionality in all our designs, we support our high-quality perception with functional applications of eye-catching designs.

We develop products with pedagogical and didactic approaches,

In the solutions we design in the field of education, we examine the use of products in pedagogical and didactic terms, we finalize product designs with the support of educators.

We manage mechanical and technological R&D processes in a systematic manner.

We are progressing by carefully designing our R&D processes in both the mechanical and technological fields. We manage proprietary R&D processes by securing the approval of our projects by organisations such as Tübitak.

We provide a combined use of analogue and digital technologies,

We have years of experience in educational technologies, educational furniture, whiteboards and visual communication. In this sense, we aim to perfect the educational processes in the technological sense by using analog and digital technologies together.

We care about the environment,

At our ISO 14001 certified company, we produce environmentally responsible products. We implement waste management within European standards using environmentally friendly surfaces, FSC-certified wood and paper products, recyclable aluminium and plastics.

We realize human management correctly, fairly and without discrimination,

We have a human resource management policy under OHSAS 18001. We believe that a happy staff means happy customers. Therefore, we are careful to select staff without any discrimination in terms of politics, religion, gender or race.

Let's talk about quality!

Join the Emko family and discover our understanding of quality in education.

"We are anywhere, where education is" with our innovative products that inspire education.

NOVA S



New generation interactive screen


Discover many different, effective ways to engage your audience. Emkotech's most advanced, highest performance interactive screen Emkotech Nova S offers an unforgettable teaching experience with many new features and tools. Filled with brand new features that support teaching and learning, Emkotech Nova S offers you the solution you need to add value to your presentations and encourage collaboration in the classroom or in



Lessons are now much more enjoyable and educational

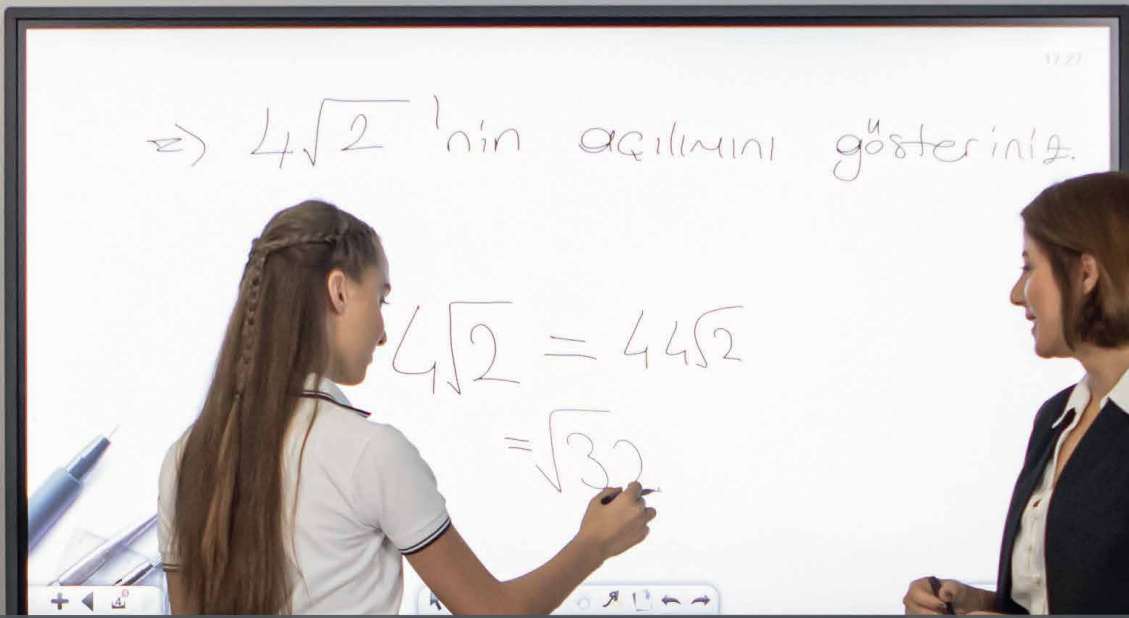
More sensitive. More realistic.

Emkotech Nova S offers a more realistic typing and touch experience than ever before thanks to the **innovative touch technology** we use in Emkotech Nova S, the **1mm distance** between the touch panel and the front glass, the low response time and the high refresh rate of the panel.



Twice the processor. Twice the speed

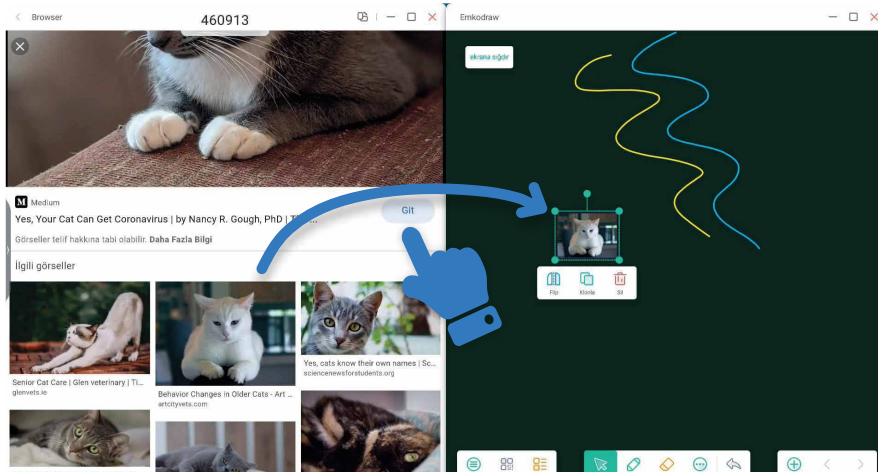
Discover the excellent performance of the integrated Android module, which comes with **two fast processors**. With the new multi-task feature, open and use **4 different applications** at the same time. You can use **Windows and Android** operating systems together with the optional Windows 10 powered OPS computer.



Exciting features



The helpful educational tools provided with your interactive screen will enhance your productivity. You can easily access various educational tools from anywhere on your screen with a single click. Some of the included tools are **stopwatch**, **spotlight**, **screen freezing**, **screen locking with QR code**, **screen recording**, **screen sharing**, **on-screen writing**, **screen on-off schedule setting**, **AirClass voting system**. Minimize eye strain with the **integrated blue light filter**. With **two smart pen** included, you can define different colors on the pens and write in two different colors at the same time.



Drag & Drop

Use any two apps at the same time, side by side, with the new Android interface. Drag and drop the images you find online into your Emkodraw drawing application and use them immediately.



Special solutions for businesses



Quick screen sharing with QR code

Instantly share and mirror your mobile device's screen by scanning the QR code displayed on your interactive screen. Your device's screen will be projected on your interactive screen in real time. You can write and draw on your interactive screen as usual and capture screenshots for sharing with your coworkers.



Remote collaboration tools

Organize productive meetings with participants from all over the world, through videoconferencing programs. Share your display with all participants at the same time. Create a collaborative space by sharing the whiteboard feature with other participants.



Screen control and file sharing

Project the screen of your interactive screen to the devices of all participants. The participants to whom access is granted can control your interactive screen from their mobile devices. Instantly transfer any file on your mobile device to the interactive screen.

GO⁺



4K Ultra HD resolution



20 finger multitouch



65", 75" and 86" size options



Natural touch experience

2020 TOP 10
EDTECH
RESEARCH FROM FORBES, TIME, WIREIMAGE, 50 TV



Various helpful programs



Emko Draw 5.0 drawing software



Palm eraser functionality



EmkoDroid user friendly user interface

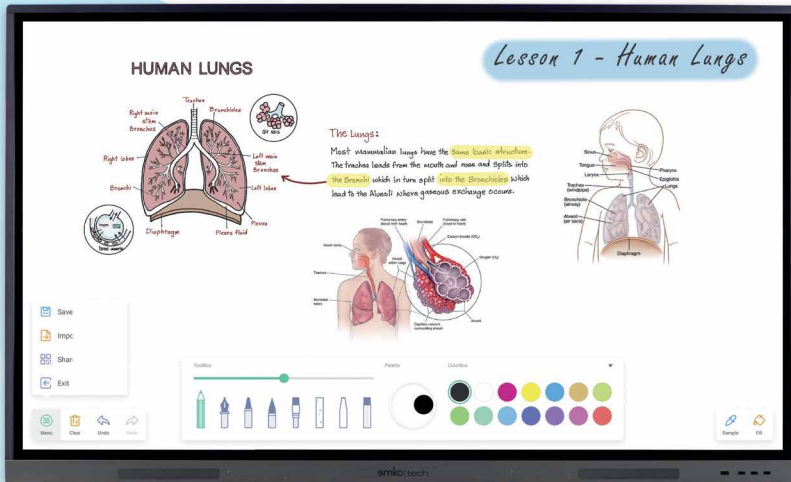


OTA (over-the-air) updates



Antiglare coated 4mm tempered glass

emko | tech
INTERACTIVE SCREENS & INNOVATIVE SOLUTIONS



User friendly interactive screen

Emkotech GO⁺ offers ideal solutions for both your workplaces and your classrooms with its 4K Ultra HD resolution display and touch panel technology that enables multi-touch. With built-in Android and optional Windows OPS computer (plug-in computer) support, you can start using your interactive screen immediately without the need for an external computer.

Essential solutions for your success

User friendly and effective

With the easy-to-use interface of Windows 10 and Android module, start using the Emkotech GO⁺ without any difficulty*. Increase your productivity with the user-friendly interactive screen software solutions we offer with Emkotech GO⁺. With **20 finger multi-touch** feature, 20 people can use the Emkotech GO⁺ at the same time.

*Windows 10 OPS PC sold separately.




Practical education tools

Your lessons and presentations become more efficient with our interactive screen's **built-in practical education tools and programs** that come with our Emkotech interactive screens. With its easy to learn, intuitive user interface, Emkotech GO⁺ offers great teaching experience to its users.

Quality, long-lasting panel

With its **4K Ultra HD resolution screen** and **anti-glare tempered front glass**, your interactive screen always provides clear and realistic images. With a panel life of **50,000 hours**, your interactive screen provides years of trouble free use.



emko | tech

Double Sliding Board System

Expand your writing area with additional whiteboards. There are two fixed whiteboards on either side of the interactive display and two sliding whiteboards in the front channel of the display frame. The two whiteboards in the front channel can be moved toward the center to form a smooth, uninterrupted writing surface in the middle. The interactive screen can be easily protected thanks to the integrated locking system.



Suitable for any classroom or educational space.

emko | tech
INTERACTIVE SCREENS & INNOVATIVE SOLUTIONS



4 times more writing area with the special sliding board system



When the whiteboards in the front channel are moved toward the center, a braking system slows the panels down to ensure a smooth and safe connection of the two boards. Thanks to this system, there is no chance of pinched fingers or damage to the boards from hard impact. Another safety detail is that when the boards are fully opened, a two centimeter gap is left between the frame and the board. This, again, is to prevent any chance of pinched fingers or damage to the boards from impact.



Watch the introduction video of our sliding board system

You can take a look at our YouTube video to understand the working principle of the double sliding board system. You can watch the video immediately by scanning the QR code on the left with your mobile device.



emko | tech

Guillotine Board System

Adding a new perspective to plain whiteboards, Emko designed the guillotine board system by combining digital and analog technologies especially suitable for use in tight quarters. The guillotine board system allows for height adjustment by using a vertically sliding whiteboard along with an Emkotech interactive screen. The guillotine board system, which is installed in front of an Emkotech interactive screen, consists of an analog whiteboard that slides freely up and down thanks to the roller system in the two aluminum legs.



Suitable for use in classrooms and meeting rooms.



Set education in motion with special guillotine board system!





The whiteboard can be parked in the middle of the sliding track with a special locking mechanism, which also secures the interactive screen by blocking access to it. Its space saving structure and practical features in combination with the Emkotech interactive screen will provide flexibility in your modern education space.



[Watch the introduction video of our guillotine board system](#)

You can take a look at our YouTube video to understand the working principle of the guillotine board system. You can watch the video immediately by scanning the QR code on the left with your mobile device.



Bring your drawings to life with Magic Pen

With **Emkotech Magic Pen***, your interactive screen turns into a big drawing tablet. Thanks to the pressure sensitive pen tip of the Magic Pen with **Windows Ink support**, line thickness is automatically controlled by how hard you press on the screen with your pen. Therefore, the drawing experience is all natural just like a real pen! With the practical keys on the Magic Pen, you can quickly change between options such as eraser, pen, color, and remotely control your smart board with the mouse feature.



Use Windows Ink Workspace

With the Emkotech Magic Pen, you can enable Windows Ink Workspace in your Emkotech Nova S. Share your ideas or draw on screenshots with your Emkotech Magic Pen in the Windows Ink Workspace.

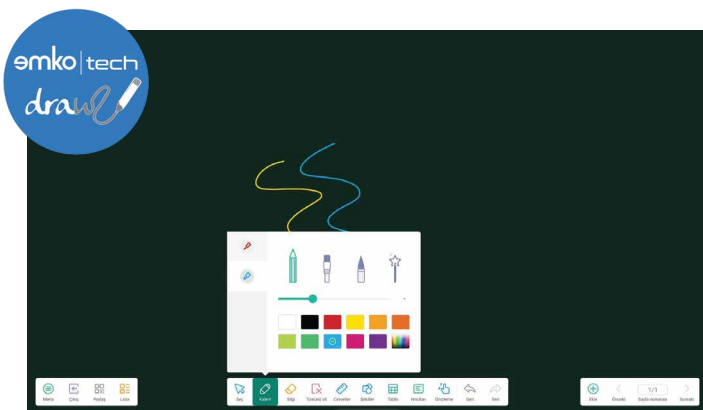
* Emkotech Magic Pen is optional. Sold separately.



Encourage learning and participation with our whiteboard apps

Our software solutions focused on active learning and collaboration

We develop solutions to improve how your students and/or employees communicate, interact and collaborate, both in education and corporate sector. Our software solutions that come with your Emkotech interactive screens are designed to support all-around education, interaction and collaboration.



Share your content with participants in a single click, instantly!



Save your presentations in PowerPoint, PDF or picture format with a single click.



Share instantly with QR-code



Upload to cloud servers instantly.




Write, draw, add pictures, and create eye-catching lesson content and presentations.



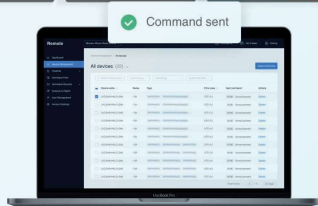

Send as an e-mail.



Share instantly with our screen sharing app.



Manage your screen remotely



With Remote Manage, you can now control and manage all of your interactive screens simultaneously using your computer. Thanks to the Remote Manage's numerous different features, you can take control of many important aspects of your interactive screens.



Turn it on
Turn it off

You can turn any interactive screen on and off at the click of a button. Its programming function allows you to define the turning on and off hours of your interactive screens.



Live Feed

You can watch any of your interactive screens' live feed. Watch up to 4 of your interactive screens' live feed simultaneously.



Screen Locking

You can lock the screen of any interactive screen by just one click. Locked interactive screens may only be used when the screen is unlocked. You can schedule the automatic locking and unlocking of interactive screens at specific times.



Live Notifications

You can submit written notifications or messages to your interactive displays. The notifications you send to the interactive screen are displayed for some time at the top of the screen.



Announcement

You can send visual announcements and notifications to your interactive screens. The visual announcements you send will instantly show up in full screen and will not disappear until you cancel them.



School Bell

You can play any audio file on your interactive screens. You can set any sound file or music you want as a ringtone, and have the bell ring at the times you specify, just like a school bell.



Install Programs

You can install any program you desire remotely on your interactive screen. Additionally, you can send any file on your own device to any of your interactive screens.



Auto Update

You can update the firmwares of all your interactive screens with just one click. You can also set it to automatically update your interactive screens whenever a new update is released.

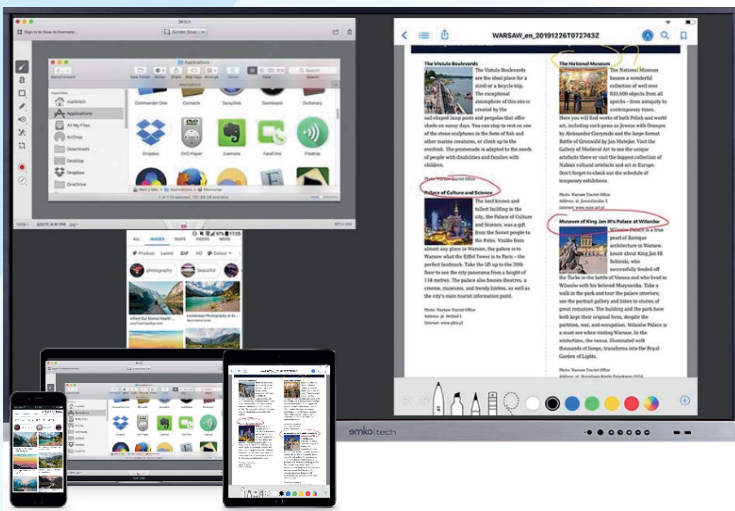


General Settings

You can remotely adjust general settings of your interactive screen, such as audio, image, video input, Android time and date.



Share. Control.



Thanks to the Screenshot software, the screen sharing and control capabilities of your interactive screen are now enhanced. With the screen sharing feature that is fully compatible with your MacBook, Windows, Chromebook, IOS and Android devices, you can share the screens of up to 4 devices simultaneously with your interactive screen. Your interactive screen can also be shared with the participants' devices allowing participants to watch your presentation from their own devices.



Share Media

You can send any music, audio, video files in various formats from your device's memory to be played on your interactive screen.



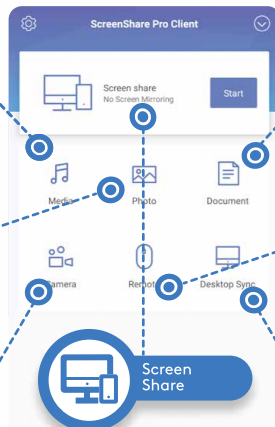
Share Photos

You can send any amount of picture files in various formats from your device's memory to be displayed on your interactive screen.



Document Camera

You can use your device's camera like a document camera. The image you shoot with your camera will appear live on your interactive screen.



Screen Share

You can simultaneously share the screen of your Macbook, Windows, Chromebook, IOS and Android devices with your interactive screen.



Share Document

You can share files such as PDF, Word, Excel and PowerPoint stored in your device's memory with your interactive screen.



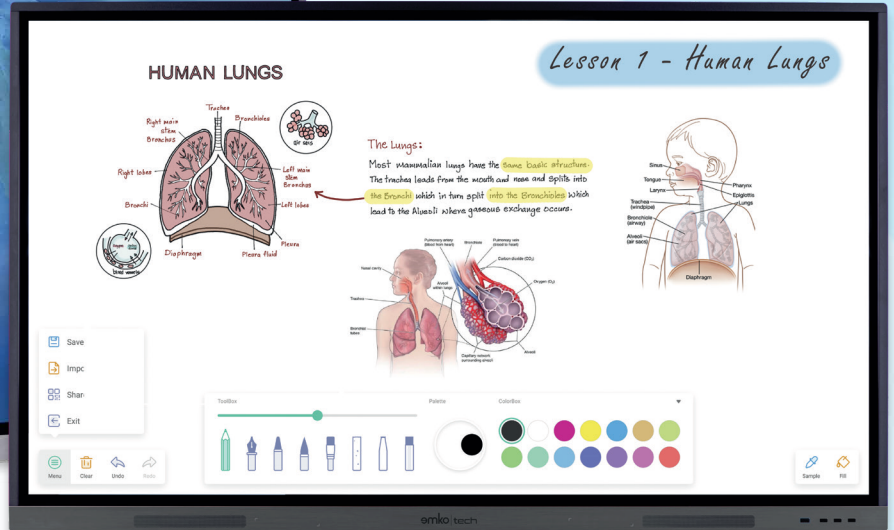
Remote Control

You can use your mobile device like a mouse to control your interactive screen remotely.



Desktop Sync

You can simultaneously share the screen of your interactive screen with the devices of all participants.



Google Classroom



Ideal solutions for remote learning and remote working



Emkotech and remote learning

With our technological education solutions, we facilitate the preparation of digital educational content for educators and help them deliver these contents to students in the healthiest and most effective way during the remote learning process.



Remote learning with interactive screen in 4 steps

Scan the QR code on the left with your mobile device or visit our website to access our remote learning blog post and video. Our educational content will help you carry the classroom environment to your students' homes by teaching you use distance education tools more effectively.



Emkotech and remote working

Discover all the features of Emkotech interactive screens that will make your remote working life far more efficient. Organize collaborations with your colleagues, create engaging presentations for your customers through your interactive screen.



Interactive screens & remote working tools

Discover the convenience of working remotely with Emkotech interactive screens that will help you adapt to working remotely and bring the work environment to your employees' homes! To access our blog post and video on working remotely, scan the QR code on the left using your mobile device or visit our website.

emko | tech

INTERACTIVE SCREENS & INNOVATIVE SOLUTIONS

DISPLAY

Active Screen Size	65", 75", 86" 4K
Display Backlight	Direct LED Backlight
Aspect Ratio	16:9
Display Area	1428.48x803.52mm 65" 1649.664x927.936 75" 1895.04x1065.96 86"
Display Colors	1.07 Billion
Resolution	4K UHD (3840 x 2160)
Response Time (Typical)	6~8 ms
Panel Refresh Rate	60 Hz
LED Lifespan	standard 50,000 hours
LCD Viewing Angle	178°
LCD Brightness	350 cd/m2
Contrast Ratio	4000:1 65", 75" 1200:1 86"
Touch Surface Hardness (Mohs)	9H
Touch Surface Material	Tempered glass
Transparency	>88%
Haze	2%~5%
Touch Surface Coating	Anti-glare
Touch Sensor	Infrared Touch
Touch Points	20 points
Minimum Touch Identification Size	2mm
Positioning Accuracy	~1,5mm

ANDROID MODULE

Chipset	V811
Front Physical Keys	6
CPU	Dual core A73+Dual core A53
GPU	Quad core Mali G51
RAM	4 GB
ROM	32 GB
Android Version	Android 9 Pie
WIFI Dongle	Available with SI01

POWER & WORKING CONDITIONS

Power Consumption	Normal 170W 86" Normal 115W 75" Normal 108W 65" Sleep Mode ≤0.5W
-------------------	---

Working Voltage	AC 100-240V, 50/60Hz
Storage Temperature/Humidity	-20 °C - 60 °C /10% - 90%RH
Working Temperature/Humidity	0 °C - 40 °C /10% - 90%RH

AUDIO

Channel	2
Speaker Max.Power Output	2 x 16 Watts

INPUT/OUTPUT

OPS Slot	OPS 4K @60HZ 80slot
Front Physical Keys	6
HDMI In	3
USB 2.0 (Front)	2
USB Touch Output	2
USB 3.0	3
LAN(RJ45)	1
RS-232	1
HDMI Out	1
VGA In	1
SPDIF	1
Audio In	1
Audio Out	1
Earphone	1

WEIGHT & DIMENSION

Outline Dimension	1489x897x88mm 65"
(without wall mount bracket thickness)	1710x1020x88mm 75" 1957.1x1160x88mm 86"
Package Dimension	1654x280x1020mm 65" 1930x280x1140mm 75" 2123x280x1345mm 86"
Net Weight	45 kg 65" 60kg 75" 75kg 86"
Gross Weight	60 Kg 65" 70 Kg 75" 105 Kg 86"
VESA Mount installation position	600*400mm 65" 800*600mm 75", 86"

DISPLAY

Active Screen Size	65",75",86" 4K
Display Backlight	Direct LED Backlight
Aspect Ratio	16:9
Display Area	1428.48x803.52mm 65" 1649.664x927.936 75" 1895.04x1065.96 86"
Display Colors	1.07 Billion
Resolution	4K UHD (3840 x 2160)
Response Time (Typical)	6~8 ms
Panel Refresh Rate	60 Hz
LED Lifespan	standard 50,000 hours
LCD Viewing Angle	178°
LCD Brightness	350 cd/m2
Contrast Ratio	5000:1 65" 4000:1 75" 1200:1 86"
Touch Surface Hardness (Mohs)	7H
Touch Surface Material	Tempered glass
Transparency	>88%
Haze	3%~8%
Touch Surface Coating	Anti-glare
Touch Sensor	Infrared Touch
Touch Points	20 points
Minimum Touch Identification Size	3mm
Positioning Accuracy	~2mm

ANDROID MODULE

Chipset	972
Front Physical Keys	1
CPU	Amlogic T972 quad-core Cortex-A55
GPU	Quad core Mali G31
RAM	2 GB
ROM	16 GB
Android Version	Android 9 Pie
WIFI Dongle	Available with SI07/SI07A

POWER & WORKING CONDITIONS

Power Consumption	Normal 170W 86" Normal 115W 75" Normal 108W 65" Sleep Mode ≤0.5W
-------------------	---

Working Voltage	AC 100-240V, 50/60Hz
Storage Temperature/Humidity	-20 °C - 60 °C /10% - 90%RH
Working Temperature/Humidity	0 °C - 40 °C /10% - 90%RH

AUDIO

Channel	2
Speaker Max.Power Output	2 x 12 Watts

INPUT/OUTPUT

OPS Slot	OPS 4K @60HZ 80slot
Front Physical Keys	1
HDMI In	2
USB 2.0 (Front)	2
USB Touch Output	1
USB 3.0	0
LAN (RJ45)	1
RS-232	1
HDMI Out	0
VGA In	1
SPDIF	0
Audio In	1
Audio Out	1
Earphone	0

WEIGHT & DIMENSION

Outline Dimension	1489x897x88mm 65"
(without wall mount bracket thickness)	1710x1020x88mm 75" 1957.1x1160x88mm 86"
Package Dimension	1654x280x1020mm 65" 1860x280x1140mm 75" 2112x280x1283mm 86"
Net Weight	38 kg 65" 52kg 75" 67kg 86"
Gross Weight	46 Kg 65" 66 Kg 75" 84 Kg 86"
VESA Mount installation position	600*400mm 65" 800*400mm 75" 800*600mm 86"



EMKO EDUCATION SOLUTIONS

- Headquarters/Production Facility
Hadımköy Yolu Cd. No:75 Emko Center
34500 Büyükçekmece / İstanbul
- Ankara branch ■ Estonia branch
- ☎ +90 212 886 86 85